

Drg
No:

01VAJHM23ZG 001

Sht: 1

Next
Sht: -



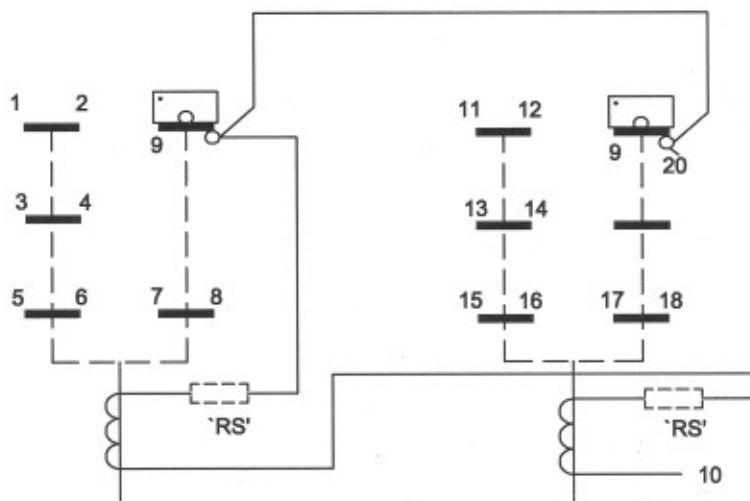
Title: CIRCUIT & WIRING DIAGRAM. VAJHM23ZG HIGH BURDEN.

COMBINATIONS OF OUTPUT CONTACTS		OUTPUT CONTACTS TO TERMINALS							
		1				2			
		1 - 2	3 - 4	5 - 6	7 - 8	11 - 12	13 - 14	15 - 16	17 - 18
8M	-	M	M	M	M	M	M	M	M
7M	1B	B	M	M	M	M	M	M	M
6M	2B	B	M	M	M	B	M	M	M
5M	3B	B	B	M	M	B	M	M	M
4M	4B	B	B	M	M	B	B	M	M

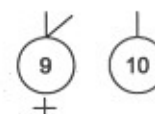
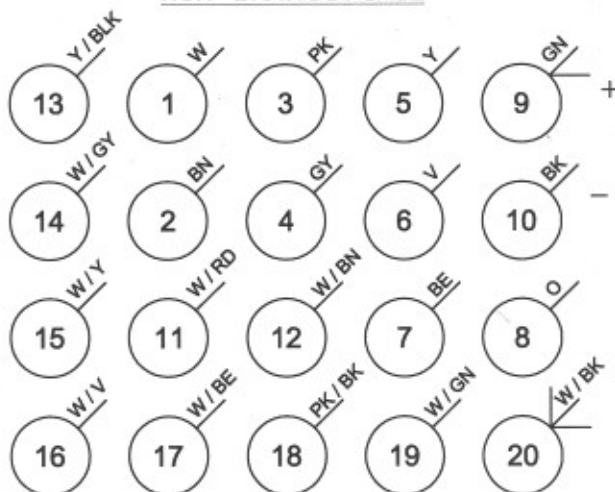
CONTACT DESCRIPTION

M : MAKE

B : BRAKE



NON - DRAWOUT CASE



TERMINAL POSITION VIEWED FROM FRONT

Issue:

A

Date: 05.08.10

Name: R.VINOTH

Date: 5/8/2010

Chkd: b. vijay kumar

CAD DATA 1:1 DIMENSIONS: mm

DO NOT SCALE



AREVA T&D India Limited
Automation Products
(CHENNAI)